


# AX1800 Whole Home Mesh WiFi 6 System

MX1800E








## Security

Ensure a safe Internet environment.

- **Firewall** — Protect your network devices from baleful attack.
- **Blacklist** — Add specific devices to blacklist to protect your network from unauthorized devices.
- **WPA 3** — With more secure encryption in WiFi password safety and stronger protection against brute-force attacks, WPA 3 secures your WiFi.



## Quality of Service

Make priority for better performance when needed.

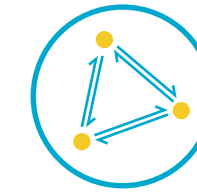
- **For Devices**—Prioritize the devices that need the fastest internet connection.
- **For Applications**—Prioritize the online activity that is most important to everyone.



## Easy Setup

Set up all nodes with the best place spot easily.

- **Auto Networking** — Once you configure the primary Mesh node, the other pre-paired nodes can automatically connect to the primary Mesh node and become “Plug and Play” devices.
- **Intelligent Indicator**—Find & identify a suitable location for your nodes simply.



## Stay Online

Guarantee a fast WiFi continuously.

- **Adaptive Path Selection**—It will auto-choose the optimal route dynamically for connections and applications in Mesh network, ensuring a stable network no matter where you are in the home.
- **Self-Healing**—If one MX1800E has an issue, the system will automatically reroute data via the other nodes to make sure you stay online.



## Discretionary Network

Work with “same family” nodes supported easymesh to form a Mesh network.

- By adding more qualified nodes to form a broader Mesh network anytime.



## Decoration

Simple but all-embracing.

- MX1800E, with pure white & elegant case, integrates into various home decorations.

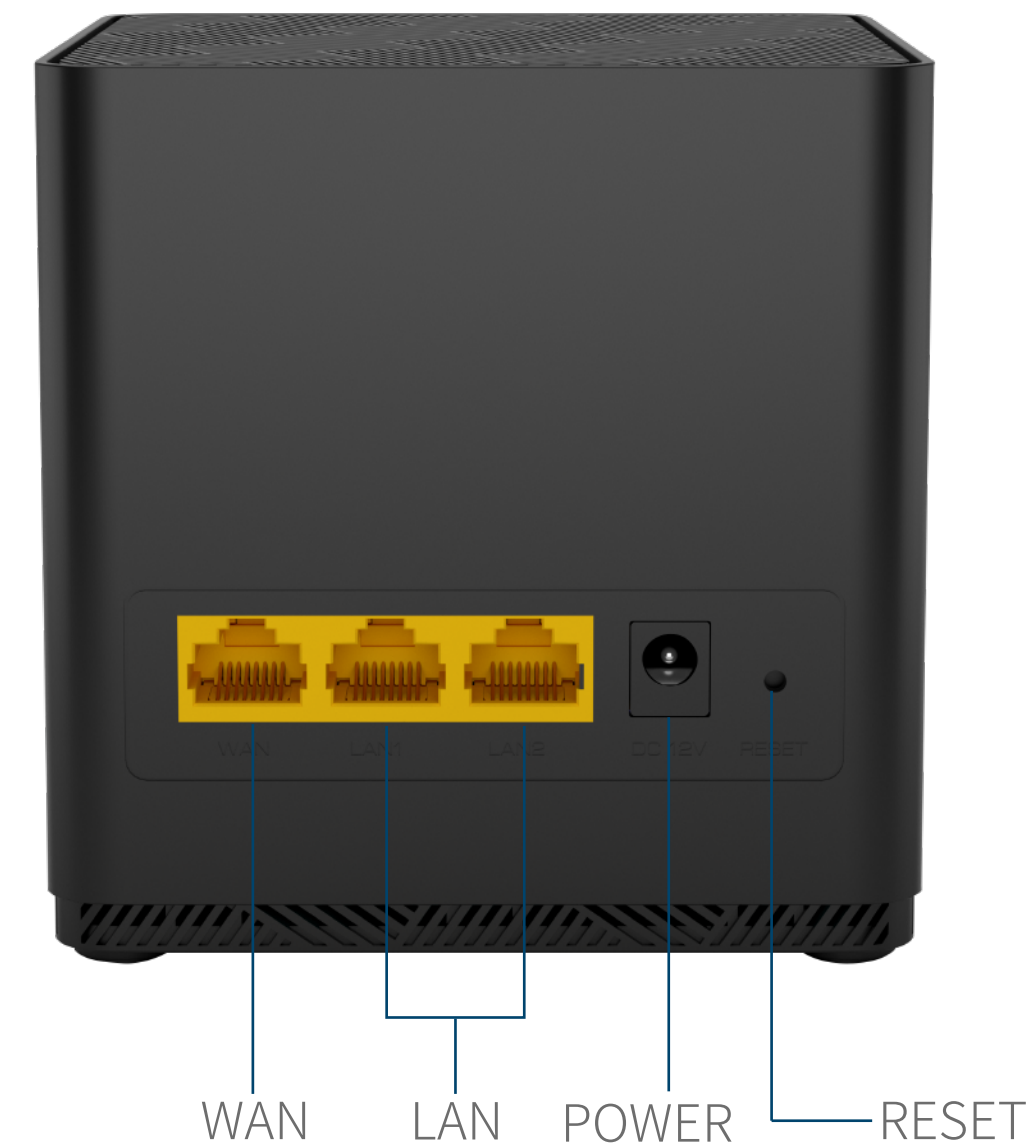
# Specifications

## General

- **Wireless Standards: Wi-Fi6**
  - IEEE802.11ax/ac/n/a 5 GHz
  - IEEE802.11ax/n/b/g 2.4 GHz
- **Mesh Protocol:** IEEE802.11k/v/r  
IEEE1905.1
- **Signal Rate:** 5 GHz: 1201 Mbps(802.11ax)  
2.4 GHz:574 Mbps(802.11ax)
- **Operation Frequency:** 2.4 GHz & 5GHz
- **Wireless Security:** WPA1/WPA2, WPA2, WPA3, WPA3-192-bit,  
WPA-PSK/WPA2-PSK, WPA2-PSK/WPA3-PSK

## Hardware

- **Interfaces:** 1 x 10/100/1000Mbps WAN Port  
2 x 10/100/1000Mbps LAN Port
- **Buttons:** WPS Button, RESET Button
- **Power Supply:** DC 12V 1A
- **Antenna:** 2 x 3dBi Internal Antennas
- **Dimensions (W X D X H):** (104 x 104 x 106) mm



## Software Features

- **WAN Type:** Dynamic IP/Static IP/PPPoE
- **DHCP:** Server, DHCP Reservation, Static Route
- **Quality of Service:** Download / Upload Speed control
- **Port Forwarding:** Virtual Server, Port Triggering, UPnP, DMZ
- **VPN:** PPTP, L2TP, IPSec
- **Access Control:** URL Filter
- **Firewall Security:** DoS, SPI Firewall, Port Filter
- **Management:** Access Control
  - Local Management
  - Remote Management
- **Internet Protocol:** IPv4, IPv6
- **Samba:** Support
- **NTP:** Support
- **OFDMA:** Support
- **MU-MIMO:** Support
- **Easymesh:** Support

## Environment

- **Operating Temperature:** 0°C~40°C (32°F~104°F)
- **Storage Temperature:** -40°C~70°C (-40°F~158°F)
- **Relative Humidity:** 10%~90%, non-condensing
- **Storage Humidity:** 5%~95%, non-condensing

## Package Contents

- 1-Pack
  - 1 x MX1800E
  - 1 x Power Adapter
  - 1 x Ethernet Cable
  - 1 x Quick Installation Guide
- 2-Pack
  - 2 x MX1800E
  - 2 x Power Adapter
  - 1 x Ethernet Cable
  - 1 x Quick Installation Guide
- 3-Pack
  - 3 x MX1800E
  - 3 x Power Adapter
  - 1 x Ethernet Cable
  - 1 x Quick Installation Guide